

S.S. JAIN SUBODH COMMERCE & ARTS COLLEGE

[STEPS FOR JOINING ONLINE CLASSES]

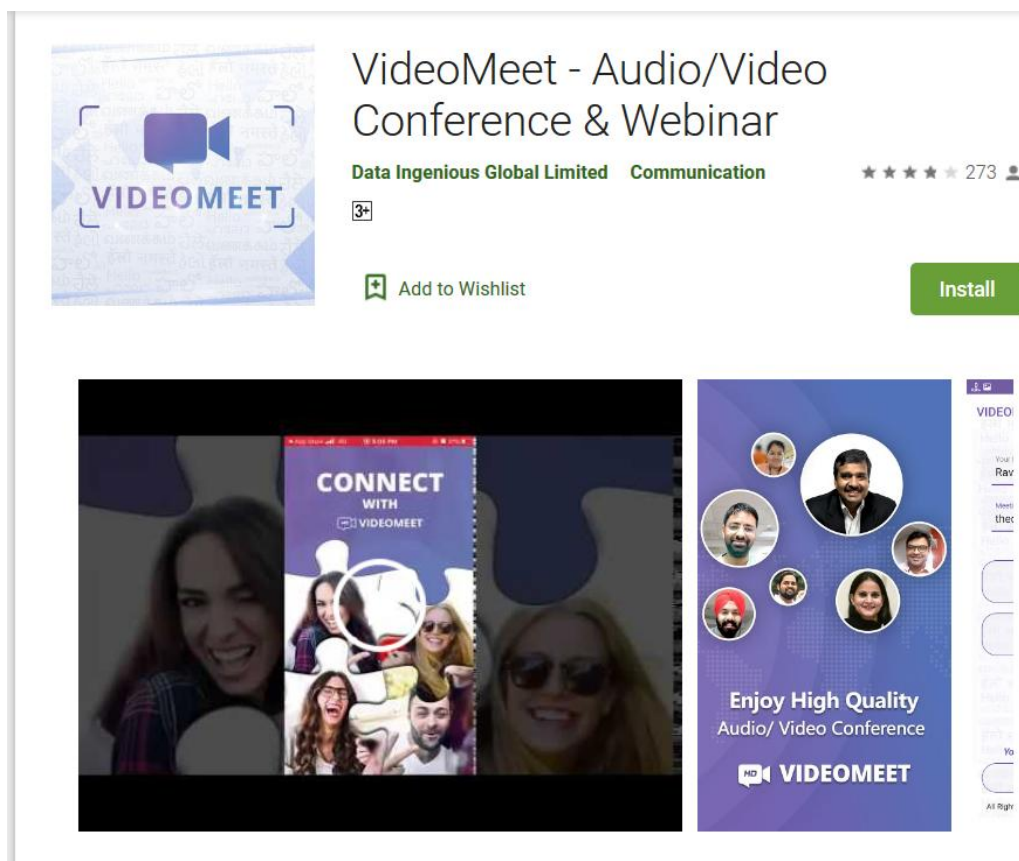
There are two options to join online classes-

Option-1 Using Your Smart Phone

Option 2 Using Laptop/Desktop

OPTION-1 USING YOUR SMART PHONE

Step-1 Download **VideoMeet** App from Play Store and click on Install Button



OR

By Direct Link <https://www.videomeet.in/>

Make in india
HD VIDEOMEET

Connect Better Every Day
Awesome HD Video Conference & Webinar solution

Available on App Store & Play Store

GET IT ON Google play

Download on the App Store

Web Meeting

Book Your Demo

Step-2 After successful installation of App, click on open button.

11:45

VideoMeet - Audio/Video Conference & Webinar

Data Ingenious Global Limited

Uninstall Open

What's new • Last updated 20 Aug 2020

Version 5.61

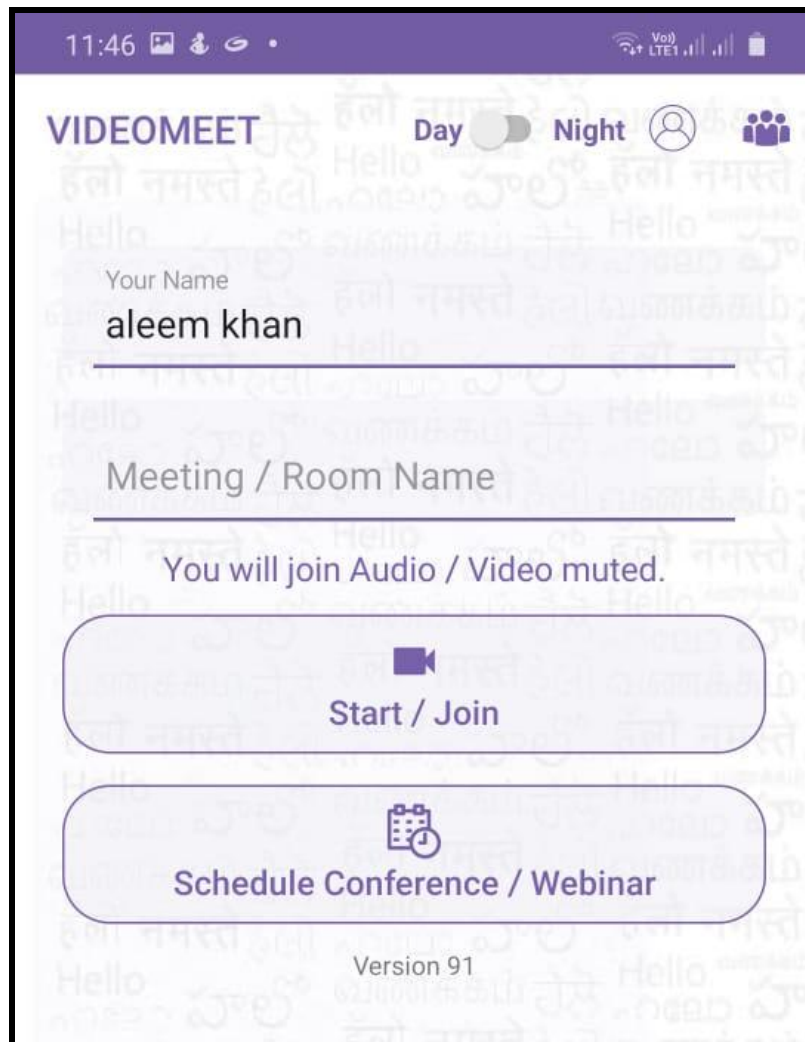
1. Security enhancements.
2. white board added....

Rate this app
Tell others what you think

☆ ☆ ☆ ☆ ☆

Write a review

Steps 3- To Join the Meeting, enter your name (Exp. **aleem khan** as shown below).



Step 4- Write your **Meeting / Room** Name which will be provided by the college (Exp. **roompg1**) for a specific class, now click on **Join / Start** button.

Step-5 Now enter room password, this will also be provided by the college, click on **OK** button. Now you can attend the class.

11:56

Voi LTE1

VIDEOMEET

Day

Night



Your Name

aleem khan

Meeting / Room Name

roomspg1

Welcome to Conference

Meeting room **roomspg1** is hosted by **subodh2**.

If you are host or wish to join, click OK else Cancel.

Enter room password

Cancel

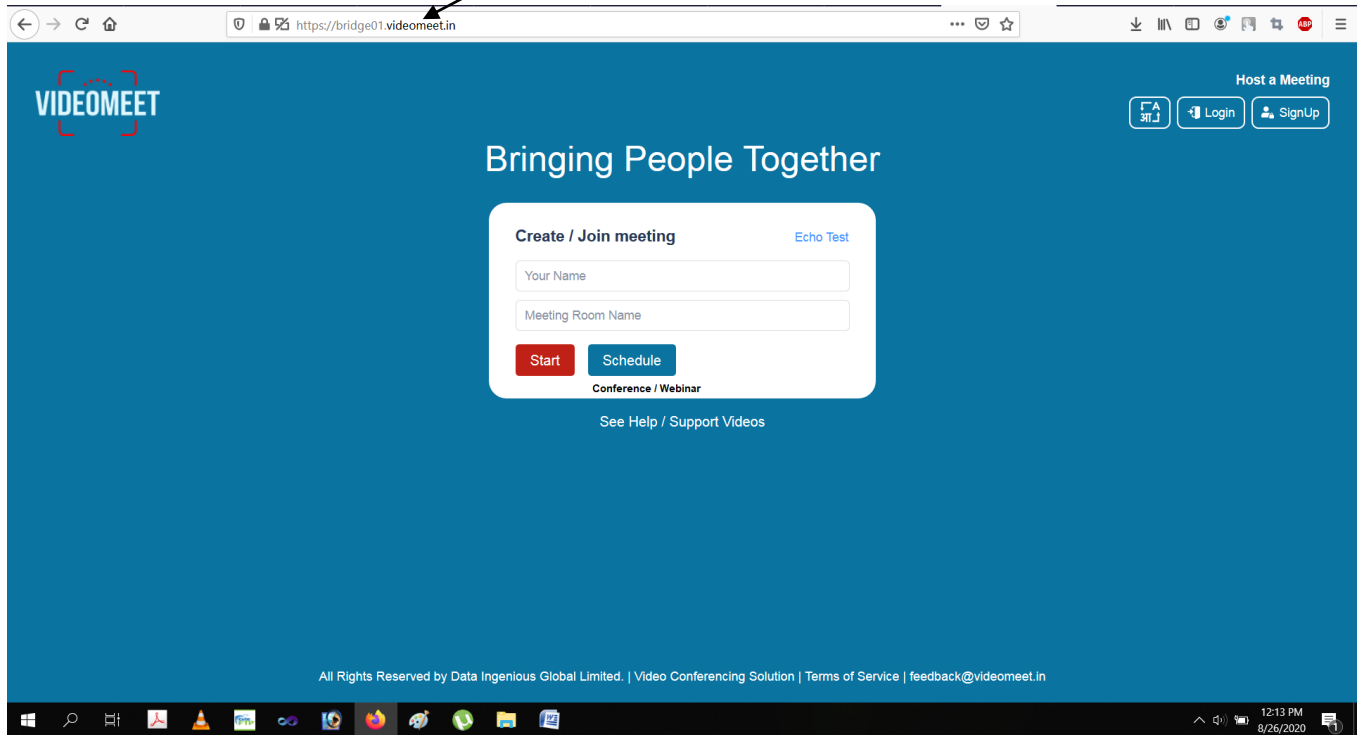
OK

I Am Panelist

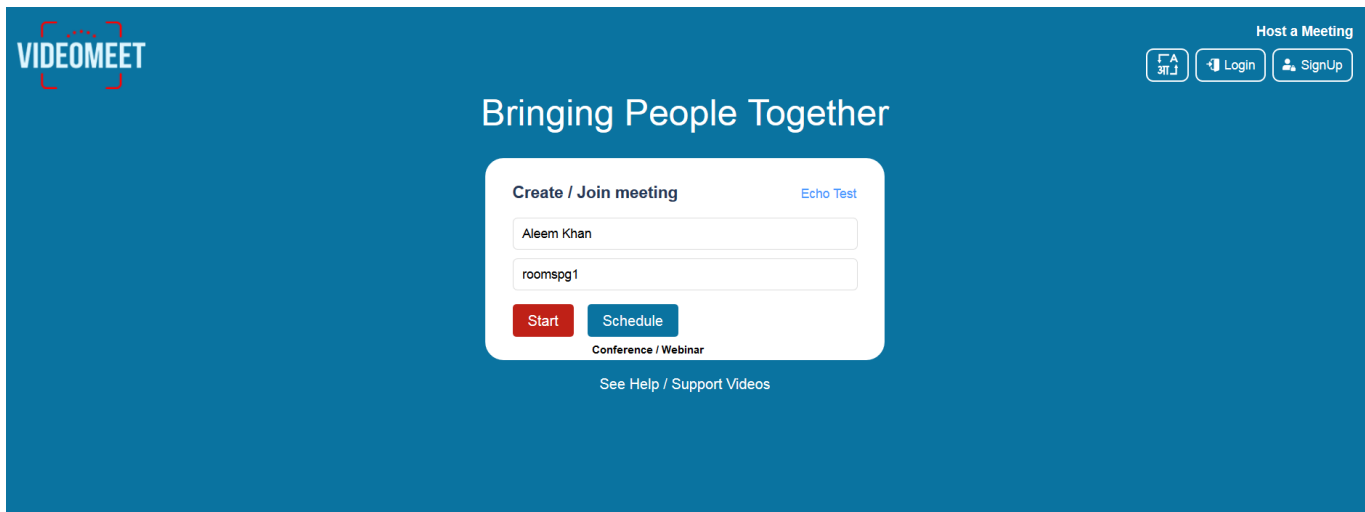
OPTION-2 USING YOUR LAPTOP/DESKTOP

Step-1 Type the URL <https://bridge01.videomeet.in/>

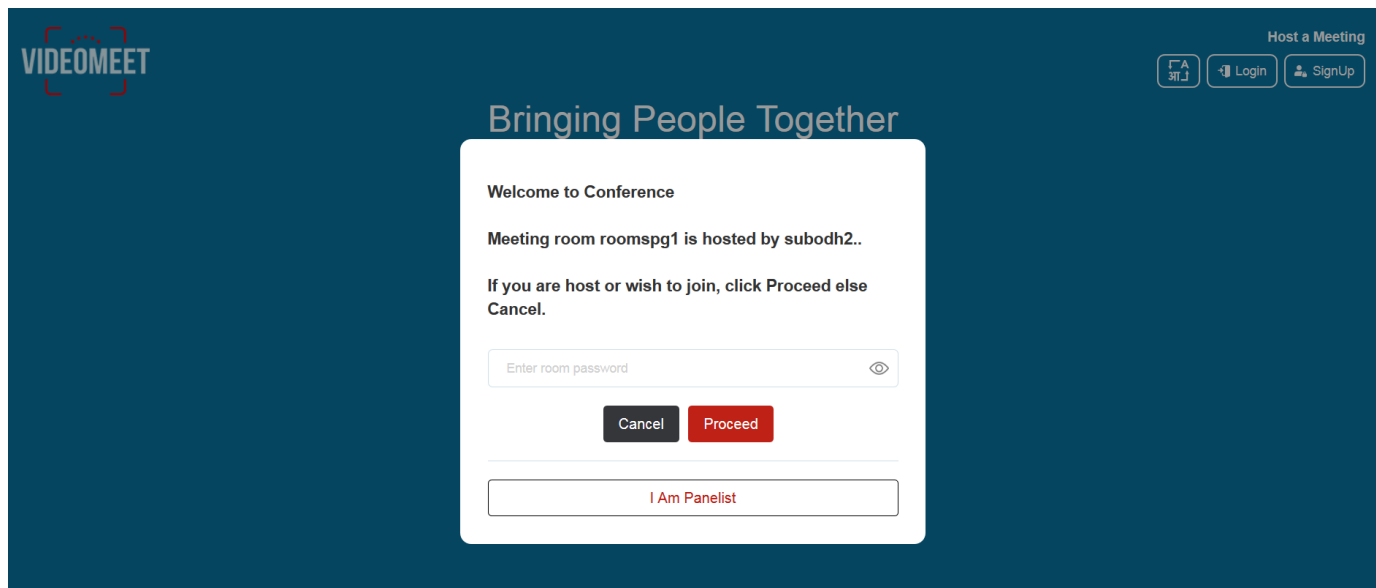
And you will get this window



Step 2- Enter Your Name and Meeting Room Name and click on Start Button. (Room Name will be provided by the college).



Step 3- Enter the password provided by the college and click on proceed button and you can attend the class.



NOW YOU ARE IN

CLASS ROOM